

Table of contents

**Installation and setup:** .....2

**Recommendations for use:** .....4

**Description of the adviser:** .....7

**Description of Features:** .....8

**Description of characteristics:** .....9

**Description of parameters:** .....10

# **Guide for installing, configuring and using the forex expert Breakouts Master**

*Thanks for taking the time to read this guide!*

## **Installation and setup:**

If you are a beginner and have not yet purchased products through the MQL website, I recommend that you follow the link and read the instructions for buying and installing an Experts.

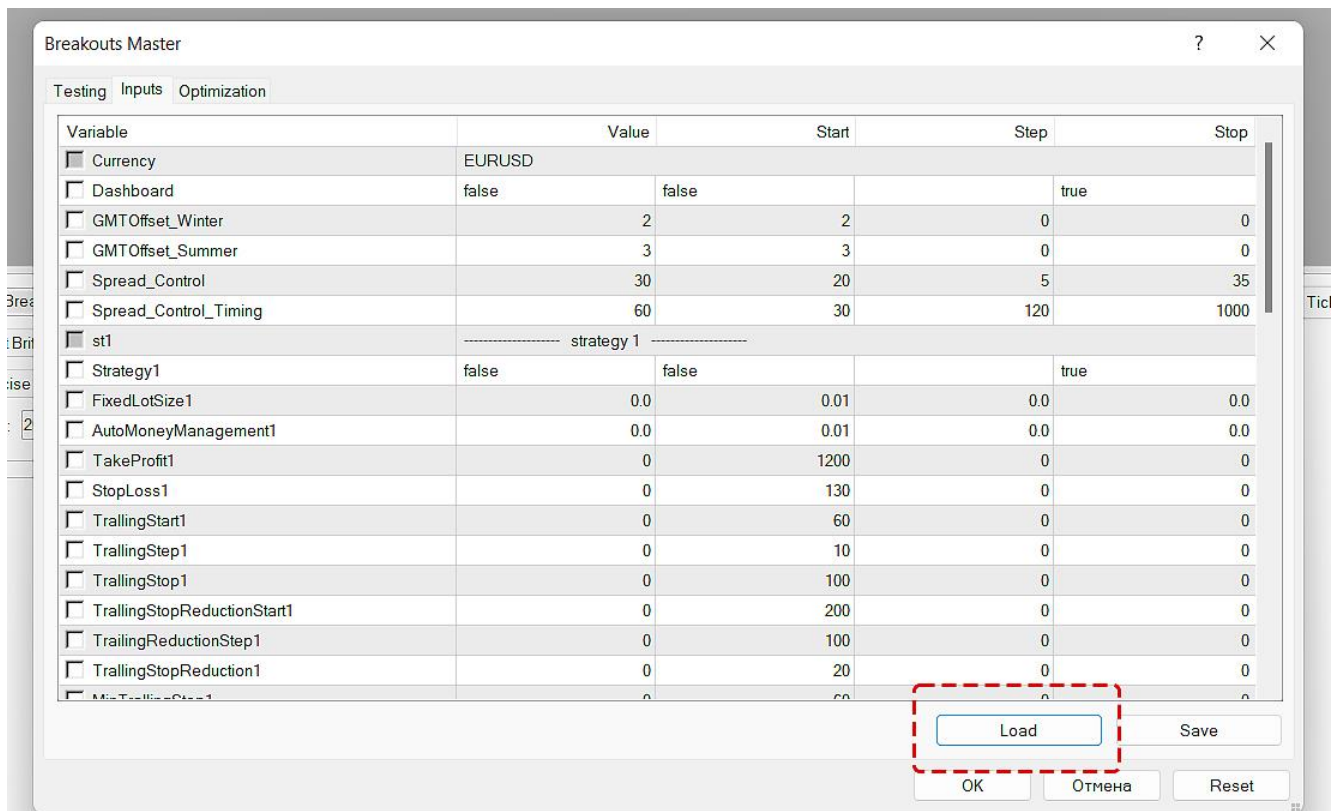
[HOW TO PURCHASE A TRADING ROBOT FROM THE METATRADER  
MARKET AND TO INSTALL IT?](#)

After you have purchased the adviser and installed it in the terminal, you need to download the presets for currency pairs by clicking on the link.( *For each currency pair, you need to install a separate preset* ).

[PRESETS FOR CURRENCY PAIRS](#)



**Presets have the extension ".set"**



**After you download the presets to your computer, just open the EA settings and install them ( For each recommended currency pair, open a separate chart on the H1 timeframe and set the preset corresponding to it ).**

## Recommendations for use:

You should also note that the EA trades at certain times, so the EA has time settings. Standard settings are designed for the broker's time zone GMT + 2 in winter and GMT + 3 in summer. If you are using the forex brokers I recommend, you do not need to change the time settings. But for some other brokers, this may be different, so in this case, you need to adjust the time settings according to the time zone of your broker. For example, if your broker has a time zone GMT + 4, then set 4, if GMT - 3, then - 3. You should specify winter time in the GMTOffset\_Winter column, summer time in the GMTOffset\_Summer column.

**I recommend opening an account with trusted brokers: IC Markets Raw Spread, Roboforex ECN, Alpari ECN, Tickmill ECN (using these brokers, you can set standard presets without changing the GMT Offset settings). If you are using a different broker then your result may be very different from my signals, especially if your broker's spread or slippage is too large.**

If you want to use a broker other than the recommended ones, you need to make sure that your broker has no restrictions on placing pending orders, as well as on the size of stop loss and take profit. It is also important to use accounts with high execution speed and low spreads such as ECN, RAW, PRIME. If your broker has bad conditions, this can greatly affect the result of trading.

For diversification, I recommend using all the recommended currency pairs on one account at the same time, distributing the risk between them.



**For Free Forex EA, Indicators and more Visit**  
**ForeXCracked.com**

Join Our Telegram Group Chat To Discuss Further About These.

>>>> <https://t.me/fxcracked>

Free trading system, Reviews of Brokers, EA and more.

>>>> <https://www.fxcracked.com>

Our forum

>>>> <https://www.JustForForex.com>

Our Discord Channel



>>>> <https://discord.gg/43P5CRk>

Reliable and Trusted FOREX VPS

>>>> <https://fxvm.net/>

Our Trusted Broker List



>>>> <http://bit.ly/Trusted-Brokers>

	Min Deposit of 5\$ Allow Cent Account Levergae up to 1:888	<a href="#">Register</a>
	Min Deposit of 20\$ Allow USA Traders Levergae up to 1:500	<a href="#">Register</a>

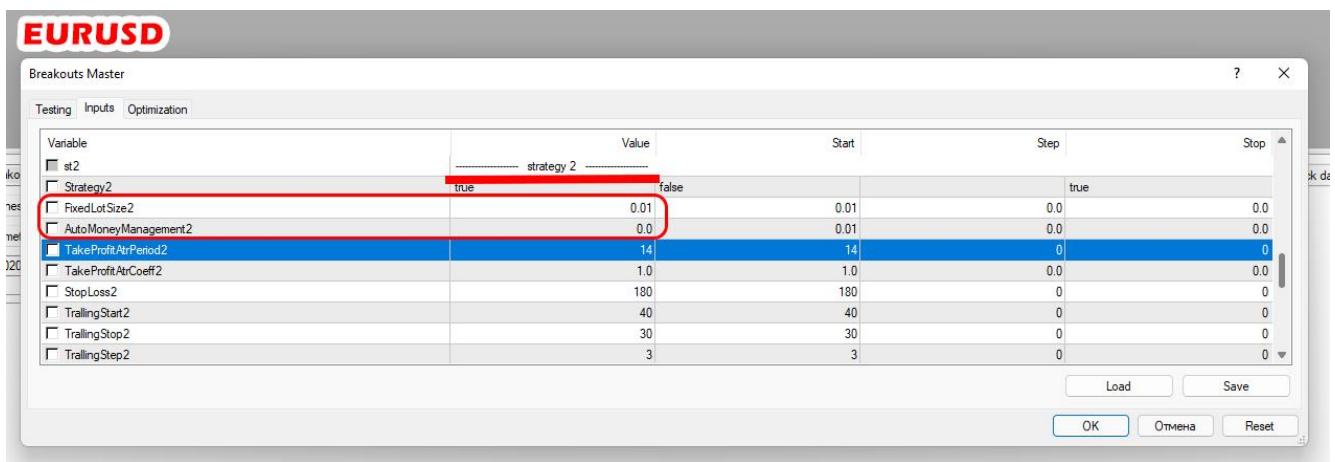
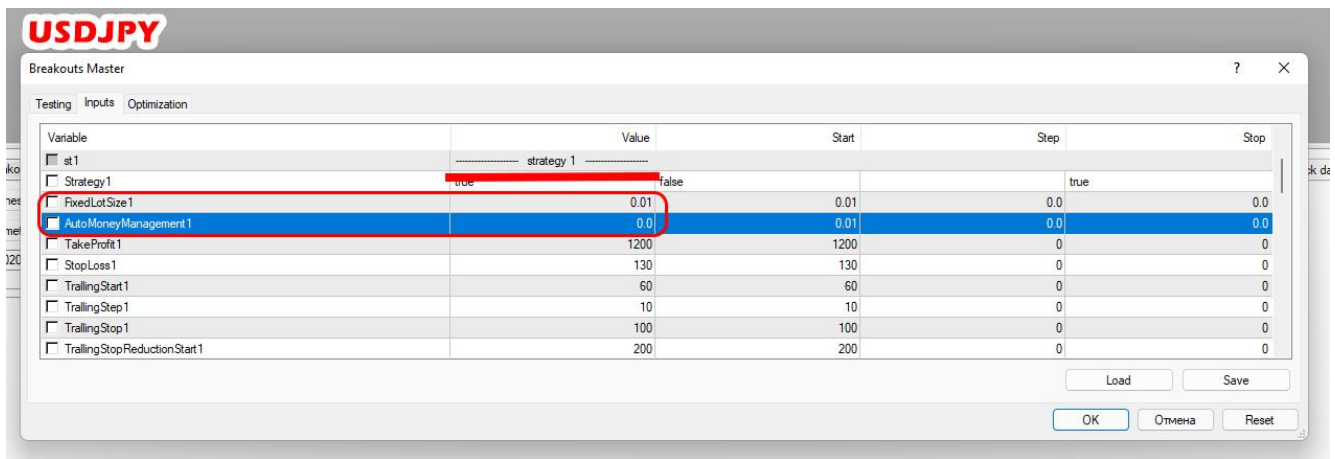
## Trusted Forex Signals

	 trade_with_sam Earn While Learn ★★★★★ 5.0 (41 reviews)	<b>FOREX SIGNALS</b> 600 to 800 Pips Weekly 90% Accurate
--	---	--

**Free 30\$ No Deposit Forex Bonus**

Get your <b>\$30 Trading Bonus*</b>	 
<small>*T&amp;Cs apply. Forex and CFD trading is high risk and can result in the loss of all your invested capital.</small>	<a href="#">Open an Account</a>

Please note that the forex market is not only profitable, but also a risky market, so you need to be careful about trading. I recommend that when you first use any purchased adviser, test it initially on the minimum allowable lot to make sure that you have set everything up correctly and only after that you can increase the volume of transactions. In order for the Breakouts Master advisor to trade on the minimum allowable lot for most brokers, you need to set the AutoMoneyManagement parameter to 0, and FixedLotSize to 0.01 For USDJPY these will be parameters from strategy 1, and for EURUSD and GBPUSD these will be parameters from strategy 2 (See screenshots)



If you want to use automatic lot calculation in proportion to your capital, then you need to know how the automatic lot is calculated.

AutoMM is calculated using the formula  $\text{Balance} / 100 * \text{AutoMoneyManagement}$ .

If the balance is \$2000 and  $\text{AutoMoneyManagement} = 0.01$ , then  $2000 / 100 * 0.01 = 0.2 \text{ Lot}$

( You can check how it works in the strategy tester. )

Always remember that the forex market is a high-risk market and no one can guarantee you a 100% result. I am only giving you a tool, but a lot depends on how you will use it, as well as on the conditions provided by your broker. Never risk too much money! The winner is the one who has patience, correctly distributes risks and does not chase instant superprofits.

If you have any questions, write to me in private messages or telegrams:

<https://www.mql5.com/ru/users/jakhammmer>

[https://t.me/Yevhenii\\_CF](https://t.me/Yevhenii_CF)

## Description of the adviser:

**Breakouts Master** is a fully functional automated system that uses a time-tested strategy for breaking out of important price levels, adapted to modern conditions. This technique has appeared since the inception of financial markets and is still used by many professional traders, as well as hedge funds, as it shows good results for decades. The Expert Advisor uses price action to determine the levels, which is an indisputable advantage in comparison with constantly lagging indicators.

The Expert is fully automated and must be turned on 24 hours a day to work, therefore we recommend using a VPS server, which will ensure uninterrupted round-the-clock work of the Expert.



## Description of Features:

- *does not use dangerous martingale or grid strategies;*

- *fixed stop loss, which allows you to control the maximum level of risk per trade;*

- *take profit is greater than stop loss:*

*most traders are inclined to the idea that the profit should be several times higher than the potential loss, this allows you to win strategies in the long term and not merge the earned profit with a pair of losing trades;*

- *no indicators*

indicators are prone to lagging and redrawing, which negatively affects profitability, price action is considered a more promising approach when analyzing markets;

- *automatic reinvestment of earned profits for further trading;*

the advisor increases the volume of transactions according to the size of the deposit, including taking into account the earned profit, which makes it possible to achieve compound interest;

- *fully automated;*

- *uses the classic system of technical analysis for breakouts of price levels, proven for decades, modernized for the modern market.*

**Description of characteristics:**

<b>Timeframe:</b>	H1
<b>Currency:</b>	USDJPY, EURUSD, GBPUSD
<b>Type:</b>	trading on the breakout of price levels
<b>Trading time:</b>	around the clock
<b>Minimum deposit:</b>	\$ 100

## Description of parameters:

<b>Dashboard</b>	<i>Show info panel</i>
<b>GMTOffset_Winter</b>	<i>Your Broker's GMT Winter Offset</i>
<b>GMTOffset_Summer</b>	<i>Your Broker's GMT Summer Offset</i>
<b>Spread_Control</b>	<i>The maximum spread at which trading is allowed</i>
<b>Spread_Control_Timing</b>	<i>The interval after which pending orders are returned after deletion if the allowable spread level is exceeded.</i>

## Strategy 1 parameters:

<b>Strategy1</b>	<i>Allow trading on 1 strategy</i>
<b>FixedLotSize1</b>	<i>Trading with a fixed lot (works only if the parameter <math>\text{AutoMoneyManagement1} = 0</math> )</i>
<b>AutoMoneyManagement1</b>	<i>Automatic calculation of the lot in proportion to the size of your deposit</i>
<b>TakeProfit1</b>	<i>Target profit level</i>
<b>StopLoss1</b>	<i>Maximum allowed loss per trade</i>

<b>TrallingStart1</b>	<i>Floating Stop Loss Activation Level</i>
<b>TrallingStep1</b>	<i>The interval through which the floating stop loss moves</i>
<b>TrallingStop1</b>	<i>Distance to floating stop loss</i>
<b>TrallingStopReductionStart1</b>	<i>The level upon reaching which the distance to the floating stop loss is reduced</i>
<b>TrailingReductionStep1</b>	<i>The interval after which there is an additional reduction of the floating stop loss</i>
<b>TrallingStopReduction1</b>	<i>The amount by which the floating stop loss is reduced after passing the interval</i>
<b>MinTrallingStop1</b>	<i>Minimum allowed trailing stop</i>
<b>StartHour1</b>	<i>Hour of initial placement of pending orders</i>
<b>StartMinute1</b>	<i>Minute of initial placement of pending orders</i>
<b>EndHour1</b>	<i>Hour of deleting pending orders</i>
<b>EndMinute1</b>	<i>Minute of deleting pending orders</i>
<b>CloseHour1</b>	<i>Closing time of an open position, if the position was not previously closed by stop loss or take profit</i>

<b>Items1</b>	<i>Offset in points of a pending order from the price level</i>
<b>CandlesForLevel1</b>	<i>Number of candles to form a price level</i>
<b>MinDistance1</b>	<i>The minimum allowable distance of a pending order from the current price at which it is allowed to place a pending order</i>
<b>MaxDistance1</b>	<i>The maximum allowable distance of a pending order from the current price, at which it is allowed to place a pending order</i>
<b>AdditionalOrders1</b>	<i>Allow placing additional pending orders intraday</i>

## Strategy 2 parameters:

<b>Strategy2</b>	<i>Allow trading on 2 strategy</i>
<b>FixedLotSize2</b>	<i>Trading with a fixed lot (works only if the parameter <i>AutoMoneyManagement1</i> = 0 )</i>
<b>AutoMoneyManagement2</b>	<i>Automatic calculation of the lot in proportion to the size of your deposit</i>
<b>TakeProfitAtrPeriod2</b>	<i>The period of the daily ATR indicator, on the basis of which the Target Profit is calculated</i>

<b>TakeProfitAtrCoeff2</b>	<i>The coefficient by which the daily ATR indicator is multiplied to calculate Take Profit</i>
<b>StopLoss2</b>	<i>Maximum allowed loss per trade</i>
<b>TrallingStart2</b>	<i>Floating Stop Loss Activation Level</i>
<b>TrallingStop2</b>	<i>Distance to floating stop loss</i>
<b>TrallingStep2</b>	<i>The interval through which the floating stop loss moves</i>
<b>Items2</b>	<i>Offset in points of a pending order from the price level</i>
<b>CandlesForLevel2</b>	<i>Number of candles to form a price level</i>
<b>MaxDistance2</b>	<i>The maximum allowable distance of a pending order from the current price, at which it is allowed to place a pending order</i>
<b>MinDistance2</b>	<i>The minimum allowable distance of a pending order from the current price at which it is allowed to place a pending order</i>
<b>StartHour2</b>	<i>Hour of initial placement of pending orders</i>
<b>StartMinute2</b>	<i>Minute of initial placement of pending orders</i>
<b>EndHour2</b>	<i>Hour of deleting pending orders</i>

<b>EndMinute2</b>	<i>Minute of deleting pending orders</i>
<b>EndHourFriday2</b>	<i>Pending Order Deletion Hour on Friday</i>
<b>EndMinuteFriday2</b>	<i>Pending Order Deletion Minute on Friday</i>
<b>CloseHour2</b>	<i>Closing time of an open position, if the position was not previously closed by stop loss or take profit</i>
<b>AdditionalOrders2</b>	<i>Allow placing additional pending orders intraday</i>



**For Free Forex EA, Indicators and more Visit**  
**ForeXCracked.com**

Join Our Telegram Group Chat To Discuss Further About These.

>>>> <https://t.me/fxcracked>

Free trading system, Reviews of Brokers, EA and more.

>>>> <https://www.fxcracked.com>

Our forum

>>>> <https://www.JustForForex.com>

Our Discord Channel



>>>> <https://discord.gg/43P5CRk>

Reliable and Trusted FOREX VPS

>>>> <https://fxvm.net/>

Our Trusted Broker List



>>>> <http://bit.ly/Trusted-Brokers>

	Min Deposit of 5\$ Allow Cent Account Levergae up to 1:888	<a href="#">Register</a>
	Min Deposit of 20\$ Allow USA Traders Levergae up to 1:500	<a href="#">Register</a>

## Trusted Forex Signals

	 trade_with_sam Earn While Learn ★★★★★ 5.0 (41 reviews)	<b>FOREX SIGNALS</b> 600 to 800 Pips Weekly 90% Accurate
--	---	--

**Free 30\$ No Deposit Forex Bonus**

Get your <b>\$30 Trading Bonus*</b>	 
<small>*T&amp;Cs apply. Forex and CFD trading is high risk and can result in the loss of all your invested capital.</small>	<a href="#">Open an Account</a>